



# Outcomes that matter most to you.

## Your Goals. Our Mission.

Customized rehabilitation and care tailored to help you find increased independence and a smooth path to recovery.



**81**  
SUBACUTE  
SERVED  
in 2017

**139**  
RESIDENTIAL  
SERVED  
in 2017

**243**  
OUTPATIENT  
SERVED  
in 2017

### 2017 PATIENT PROFILE

Special Tree serves adults and children in a variety of settings including **sub and post-acute rehabilitation** at our NeuroCare Center, supervised living at **17 community residences**, supported living **apartments in 3 communities**, four full service **outpatient therapy** clinics, and **home health care** and **community rehabilitation** in settings individualized for the unique needs of each patient.

#### GENDER

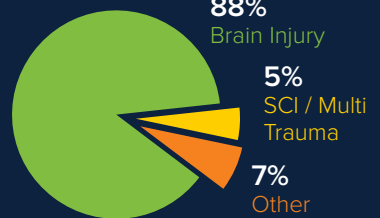


#### AGE



**43 years** AVERAGE PATIENT AGE

#### DIAGNOSIS



SINCE **1974**

Over **43 years of experience** since opening our doors

### Maximizing independence for each patient is our top priority

**97%** of patients were discharged to a less restrictive setting in a one year period

**INDEPENDENCE** 



**84%**

84% of patients rank us **GOOD TO GREAT** compared to other rehabilitation providers

**85%**

85% of our referring partners **WOULD RECOMMEND** us to a friend or colleague

**95%**

95% of referring partners surveyed rank us **GOOD TO GREAT** compared to other rehabilitation providers



Call us at **800-648-6885**



visit us at **specialtree.com**



# Customizing care since 1974.

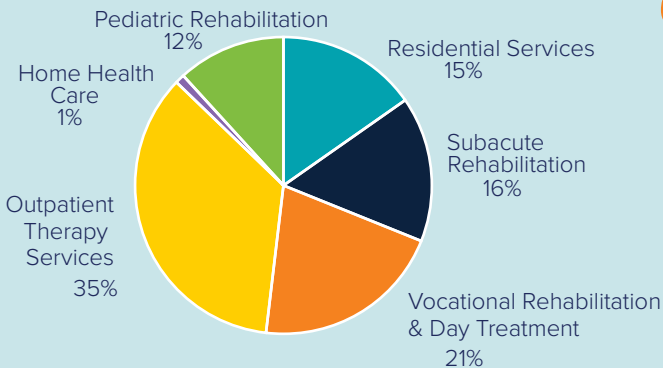
**Rehabilitation to achieve outcomes that matter.**

Comprehensive treatment designed to meet the unique needs of each person throughout recovery.



- CARF Accredited since 1991
- Detroit Free Press Top Workplace Winner since 2010
- 2010 Michigan Performance Excellence Award Winner
- 2013 AHCA/NCAL Bronze National Quality Award
- 2016 Intalere Healthcare Achievement Award
- Michigan's first post-acute brain injury rehabilitation provider 1974

## % of Patient Population by Program



“The staff and therapists continue to assist me in achieving my number one goal daily in reaching independence.”

Special Tree patient who received residential, outpatient, and vocational services

2017 Patient Satisfaction Survey

## SPECIAL TREE REHABILITATION SYSTEM

Founded in 1974, Special Tree provides subacute, outpatient, residential, home and community neurorehabilitation services and is a leading resource for adults and children with brain injury, spinal cord injury, multiple trauma, and other disabilities.

Services are based on each client's treatment plan and are not exclusive to this list. Clinical programs expand as we strive to meet the specific rehabilitation needs of each individual.

For information and referrals, call 734-564-7110 or visit [specialtree.com](http://specialtree.com)



## Brain and Spinal Cord Rehabilitation & Care

### CORE SERVICES

- Physician Services
- Nursing Services
- Respiratory Therapy
- Physical Therapy
- Occupational Therapy
- Speech-Language Pathology
- Therapeutic Recreation
- Massage Therapy
- Psychology
- Social Work
- Vocational Day Treatment

### SPECIALTY PROGRAMS

- Blood Lab Services
- Vent/Trach Weaning
- Pain Management
- Vision Therapy
- Aquatics
- Horticulture Therapy
- Hippotherapy
- Synchrony
- ReWalk
- Cognitive Therapy
- Sensory Integration
- Virtual Reality
- Dialectical Behavior Therapy
- Academic Tutoring
- Return to Work
- Vehicle Modification
- + More



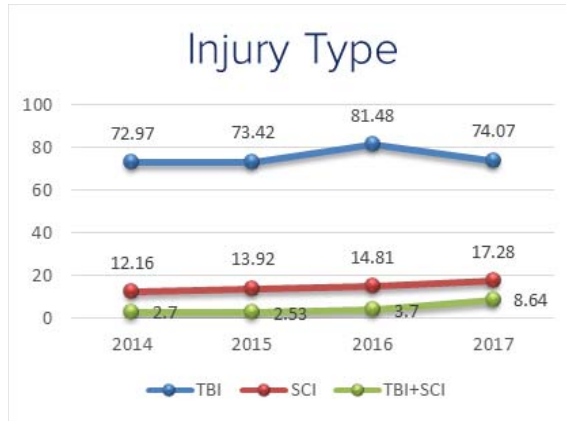
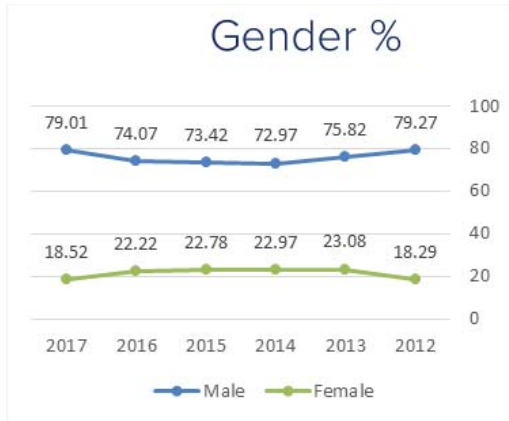
Call us at **800-648-6885**



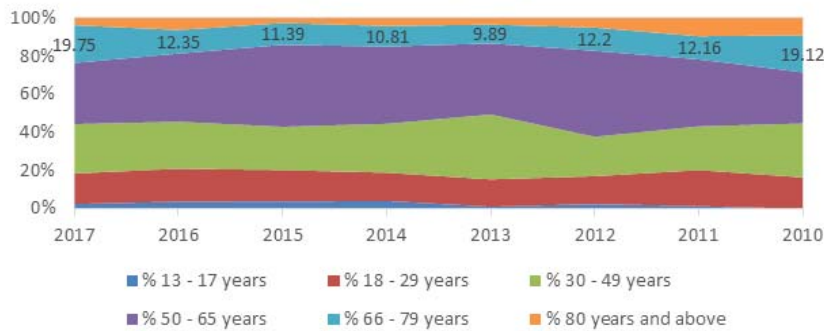
visit us at **specialtree.com**



Neurocare Center  
Sub and Post-Acute



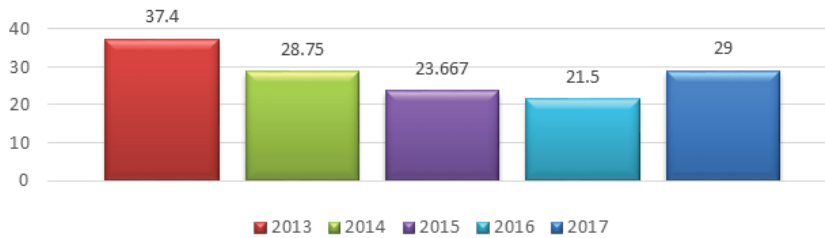
### Age Grouping %



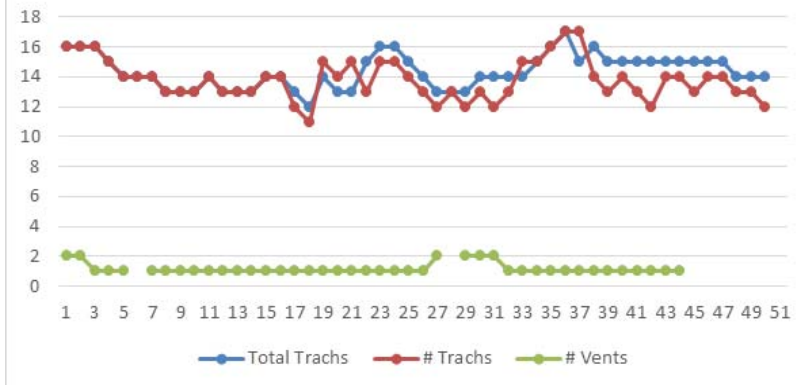


Neurocare Center  
Sub and Post-Acute

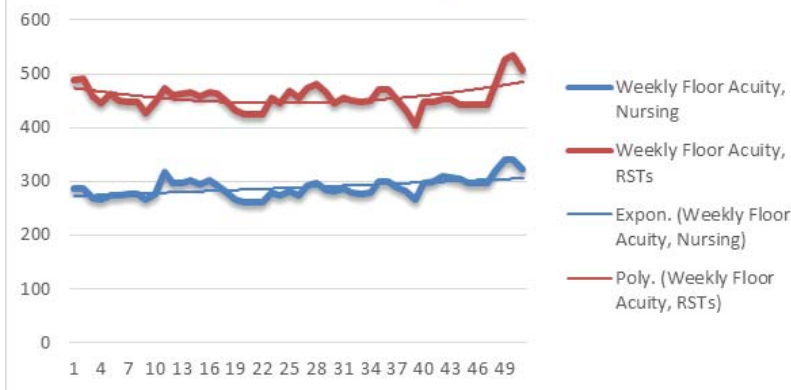
### Average Days to Decannulate



### Trachs, Vents @ North

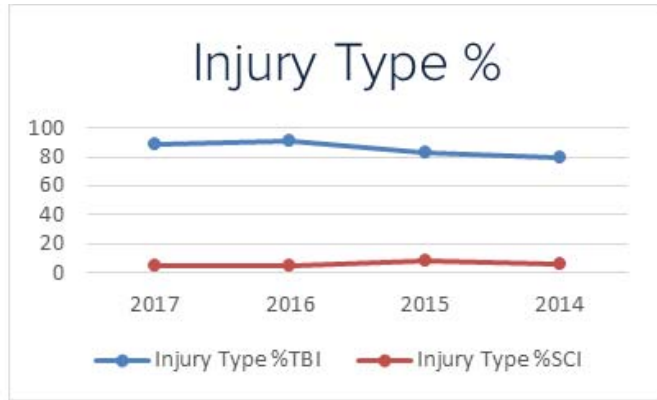
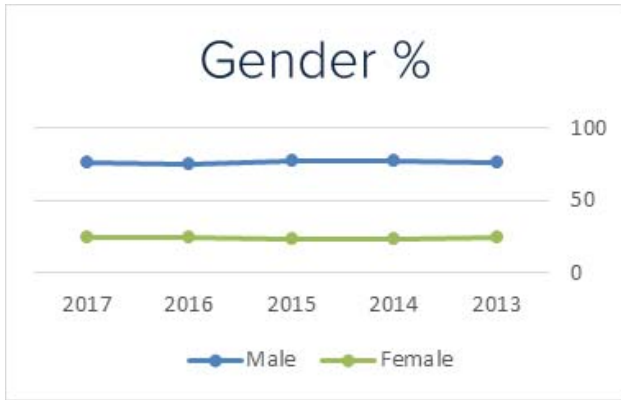


### Floor Acuity, North

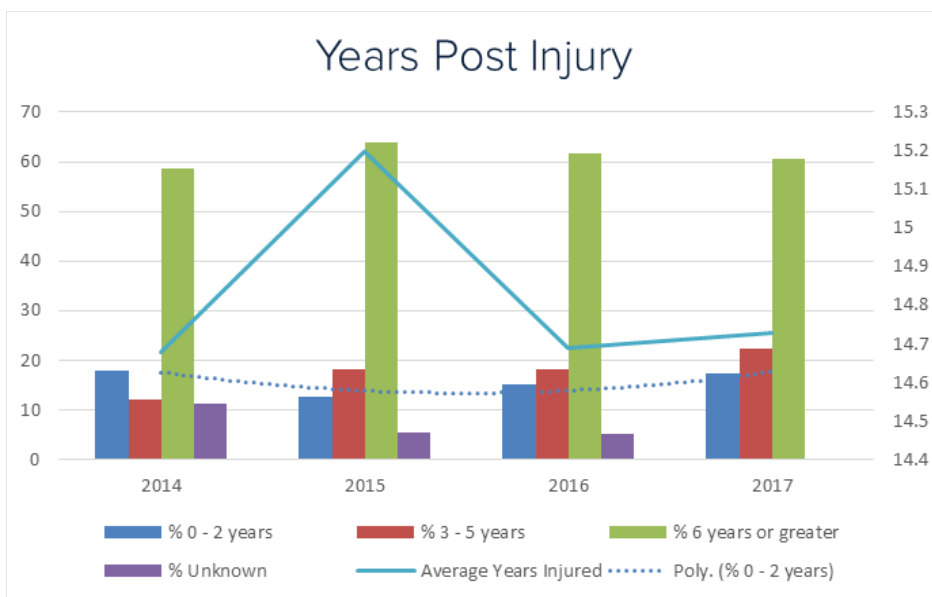
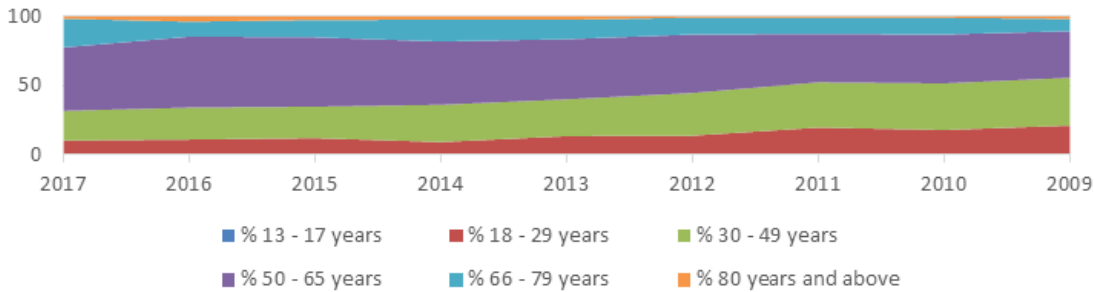




**Residential Services and Supported Living Apartments**



### Age Grouping %







Residential Services and Supported Living Apartments

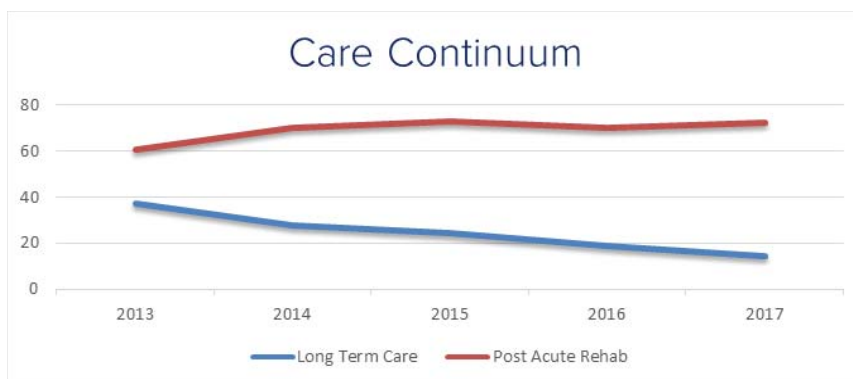
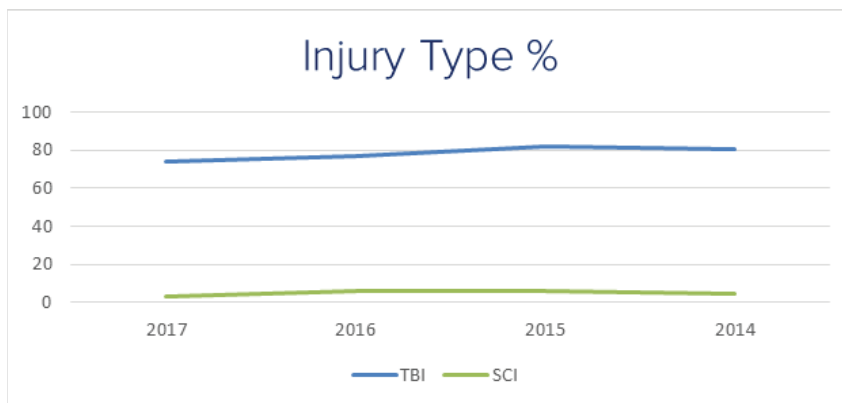
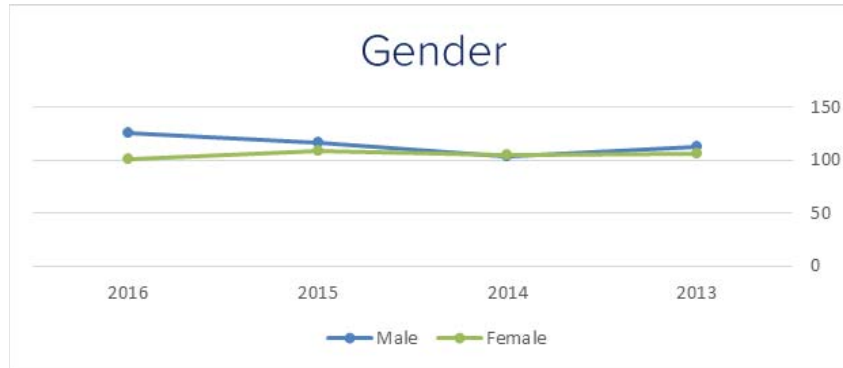


Quality Audits are performed on all Residential and Supported Living facilities quarterly by the Residential Best Practices Program Coordinator. The audit reviews a variety of items from cleanliness of facility to client documentation. The audits ensure that the Residential facilities are up to State, CARF, and our own quality standards at all times.



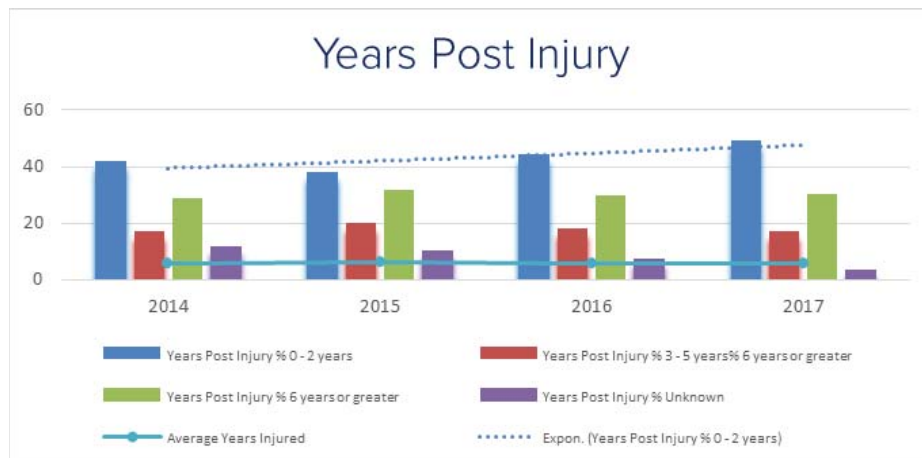
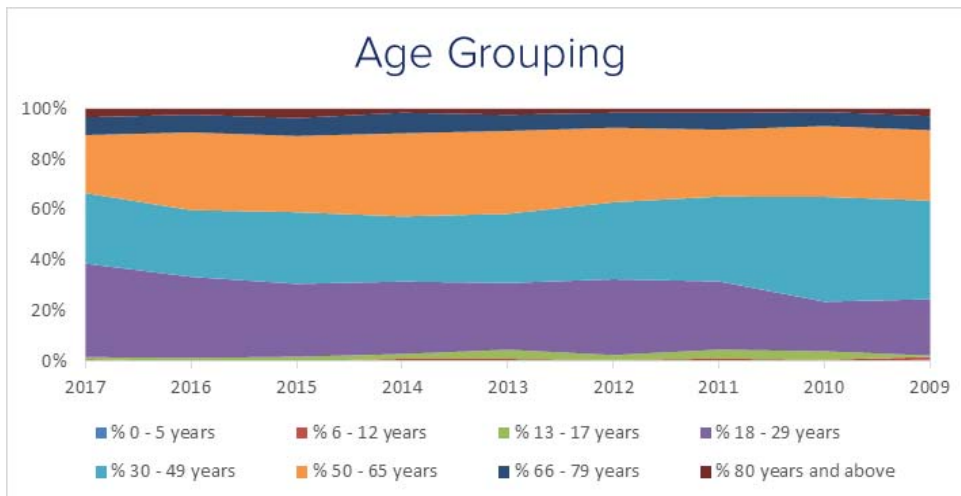
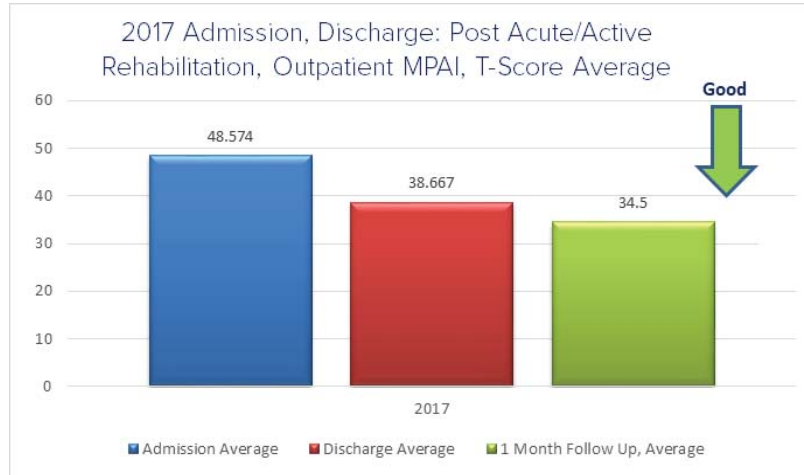


Comprehensive Rehabilitation  
Therapy Services





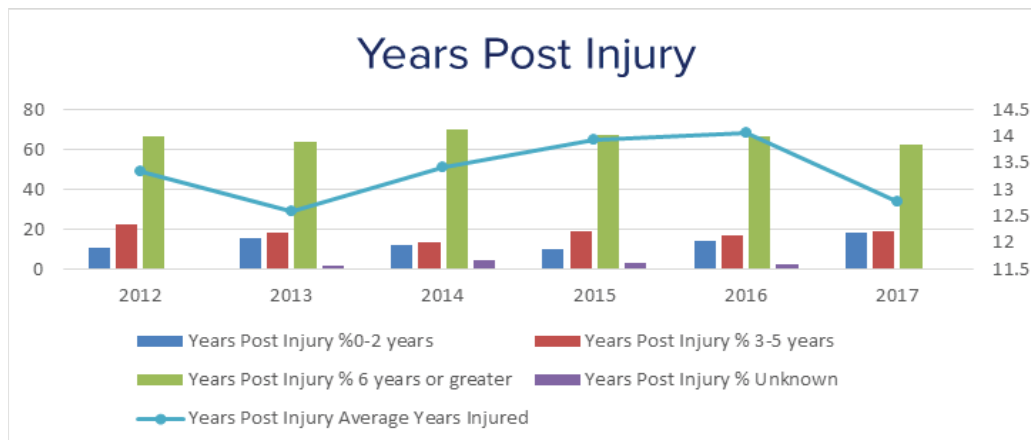
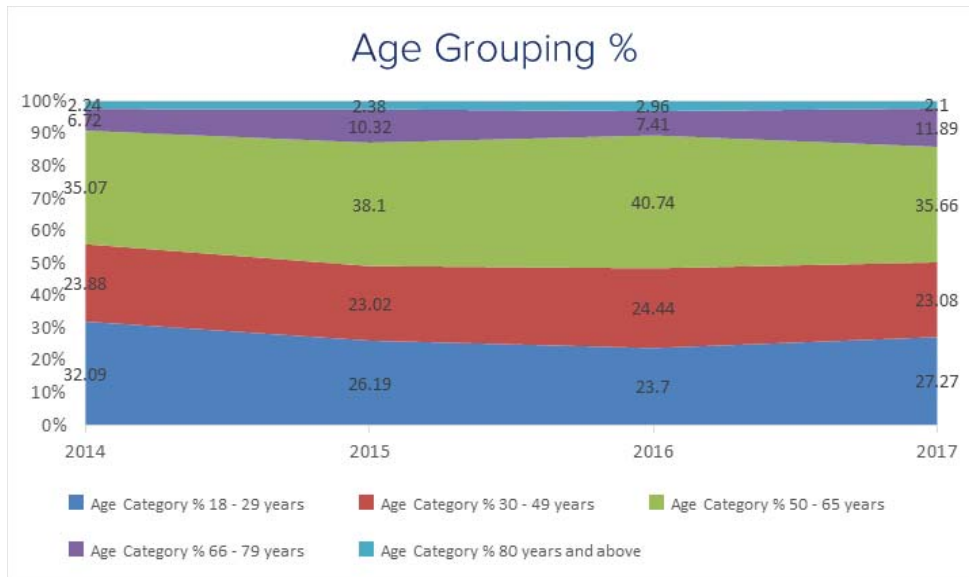
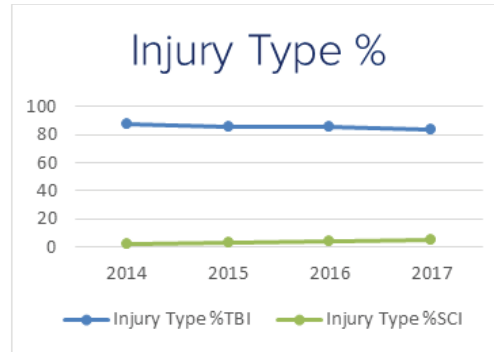
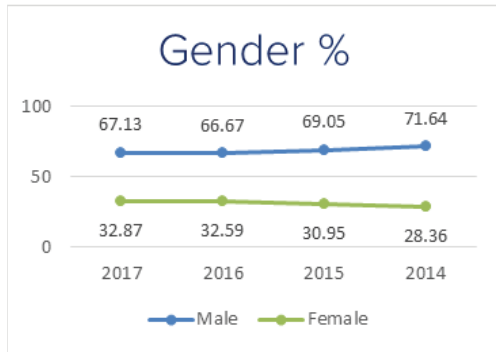
Comprehensive Rehabilitation Therapy Services





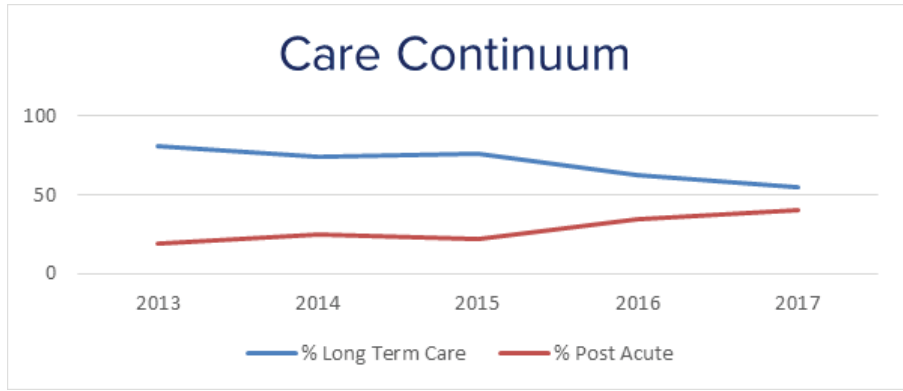


Day Treatment and Vocational Rehabilitation Services

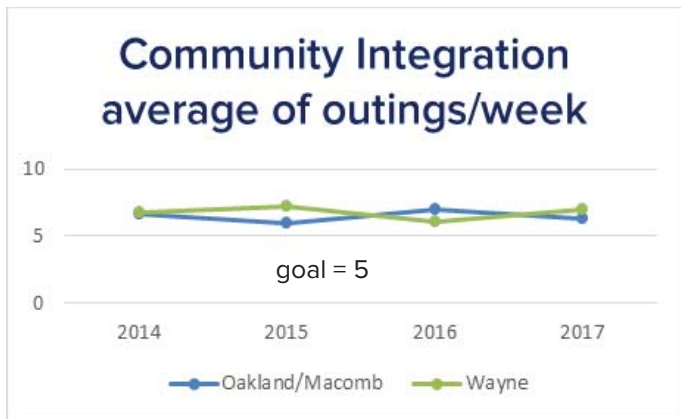
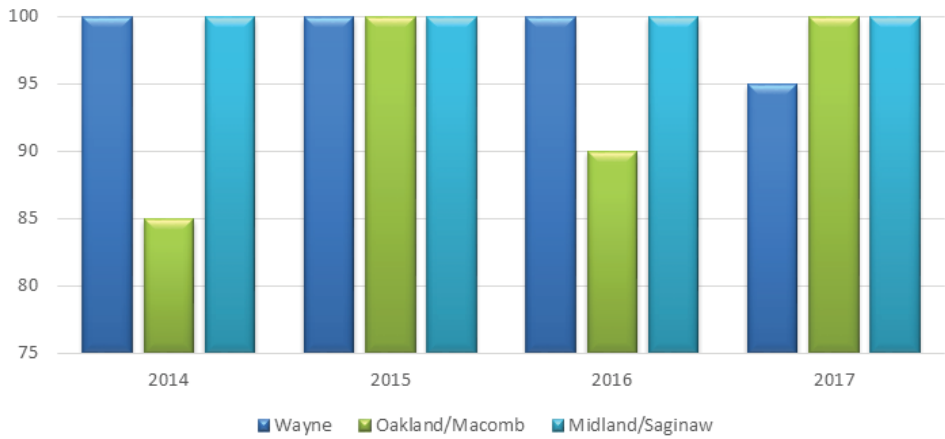




Day Treatment and Vocational Rehabilitation Services



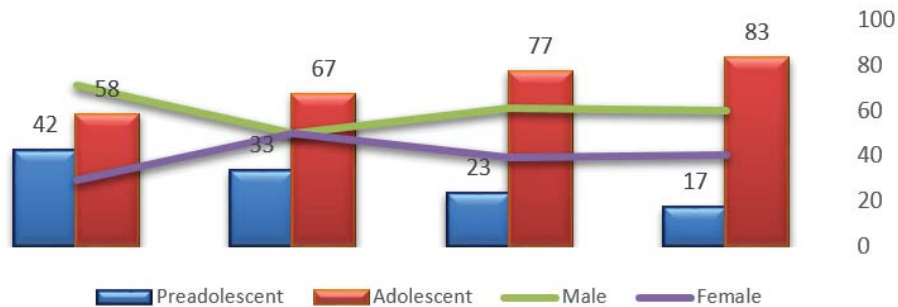
### Competitive, Community Work Placements, % Achieved for Eligible Clients





Pediatric Rehabilitation  
Outpatient Services

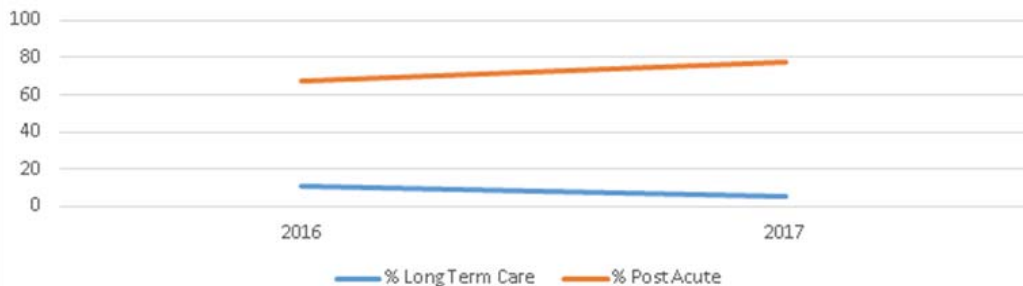
### Age Grouping, Gender



Age Mean: 15 years old

Age Range: 8–18 years old

### Care Continuum



### Years Post Injury





**Pediatric Rehabilitation  
Outpatient Services**

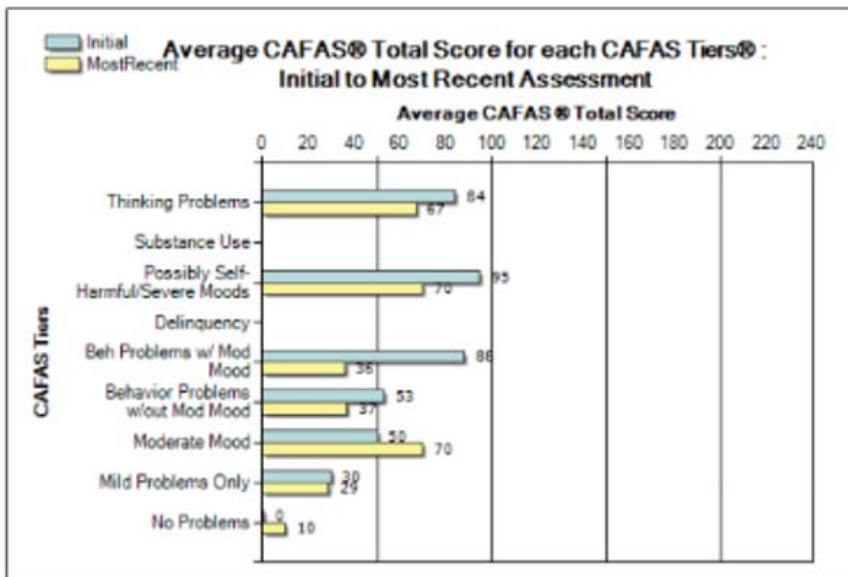
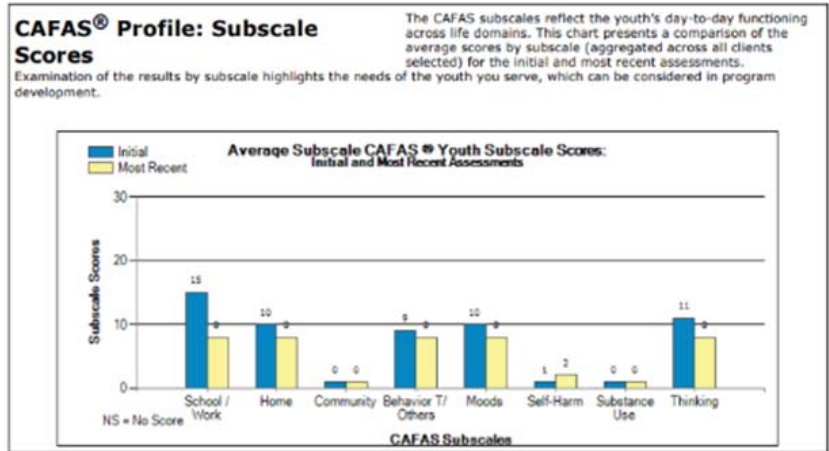
**CAFAS Total Score**

The CAFAS Total Score is the summer of the impairment ratings for the 8 subscales for the youth. For each subscale, the rater selects the item(s) which are true for the youth, which in turn, determines the youth's level of impairment for that subscale. There are 4 levels of impairment: Severe (30), Moderate (20), Mild (10), and No or Minimal Impairment (0)

For this administrative report, CAFAS Total Scores are aggregated across youths and a comparison is made between the average scores for the initial and most recent assessments. A lower average score at the most recent assessment indicates a positive change. The average difference score is also calculated: a positive number indicates improvement in functioning, 0 indicates no change, and a negative number indicates great functional impairment.

**Average CAFAS Total Score on Initial Assessment: 71**

**Average CAFAS Total Score on Most Recent Assessment: 56  
(Positive Change)**



**Outcomes by CAFAS Tiers**

The chart at left shows change in average CAFAS Total Score by client type. It compares youth total CAFAS scores at two time points: initial and most recent assessment. Youths were assigned to the client type determined at initial assessment, regardless of the youths' client type at most recent assessments. The purpose of this comparison is to provide a general indicator of the degree to which youths in each client type are able to make gains. This information can be useful in determining whether any programmatic changes may be needed. CAFAS Tiers is a classification system based on the youth's profile of subscale scores.





Home Health Care Services

